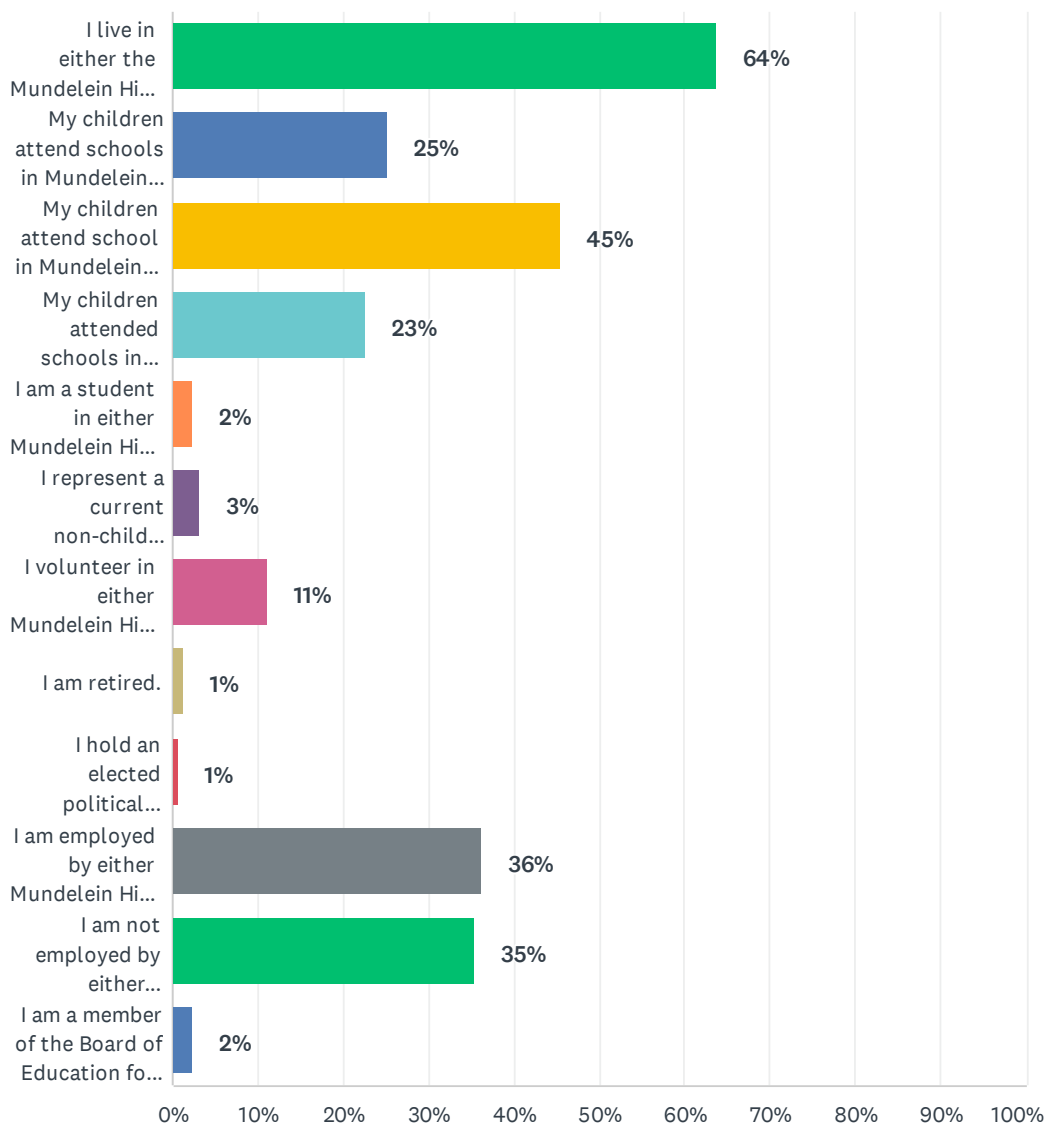


Q1 Please indicate all which apply to you:

Answered: 412 Skipped: 4

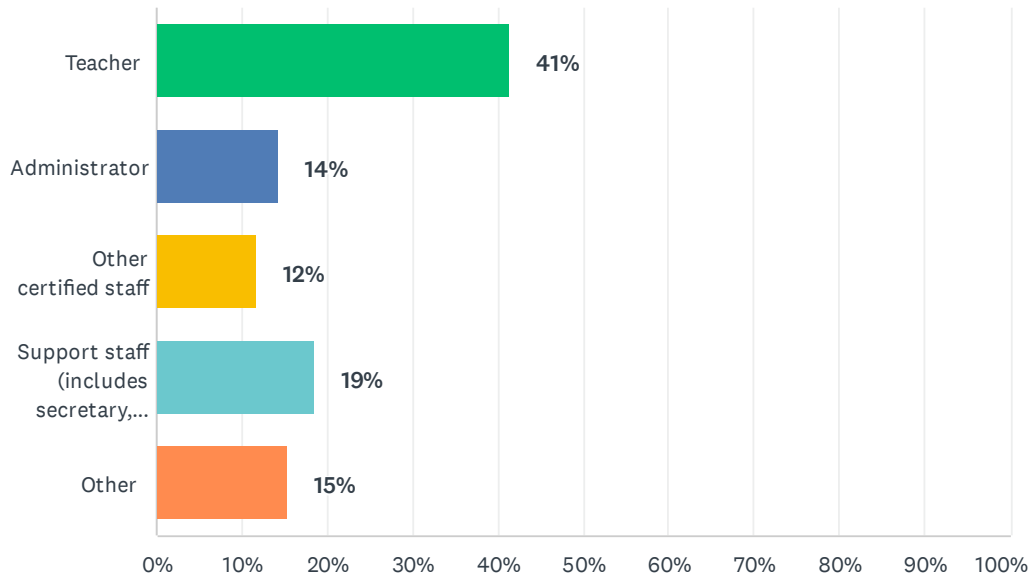


**Superintendent Search Survey
Mundelein High School District
120 and Mundelein Elementary District 75**

| ANSWER CHOICES | RESPONSES | |
|--|------------------|-----|
| I live in either the Mundelein High School District 120 or the Mundelein Elementary District 75 attendance area. | 64% | 263 |
| My children attend schools in Mundelein Elementary District 75. | 25% | 104 |
| My children attend school in Mundelein High School District 120 | 45% | 187 |
| My children attended schools in either Mundelein High School District 120 or Mundelein Elementary District 75. | 23% | 93 |
| I am a student in either Mundelein High School District 120 or Mundelein Elementary District 75. | 2% | 10 |
| I represent a current non-child household. | 3% | 13 |
| I volunteer in either Mundelein High School District 120 or Mundelein Elementary District 75. | 11% | 46 |
| I am retired. | 1% | 5 |
| I hold an elected political office. | 1% | 3 |
| I am employed by either Mundelein High School District 120 or Mundelein Elementary District 75. | 36% | 149 |
| I am not employed by either Mundelein High School District 120 or Mundelein Elementary District 75. | 35% | 146 |
| I am a member of the Board of Education for either Mundelein High School District 120 or Mundelein Elementary District 75. | 2% | 10 |
| Total Respondents: 412 | | |

Q2 If you are employed by either Mundelein High School District 120 or Mundelein Elementary District 75, please specify your position. If you are not employed by the District, please advance to the next question.

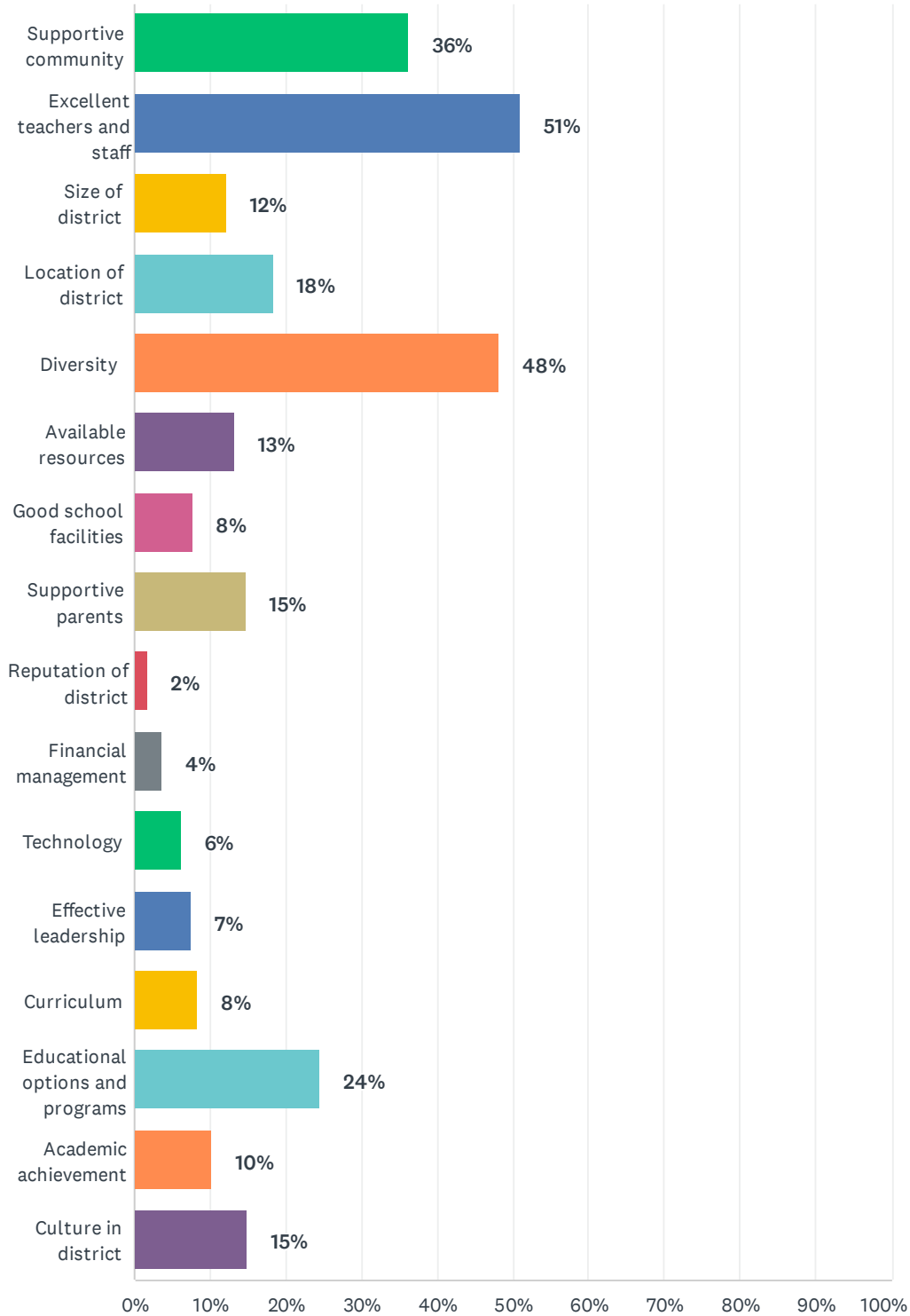
Answered: 162 Skipped: 254



| ANSWER CHOICES | RESPONSES | |
|---|-----------|----|
| Teacher | 41% | 67 |
| Administrator | 14% | 23 |
| Other certified staff | 12% | 19 |
| Support staff (includes secretary, instructional assistant, custodian, maintenance) | 19% | 30 |
| Other | 15% | 25 |
| Total Respondents: 162 | | |

Q3 Select from the list below the three most significant strengths of the district.

Answered: 388 Skipped: 28

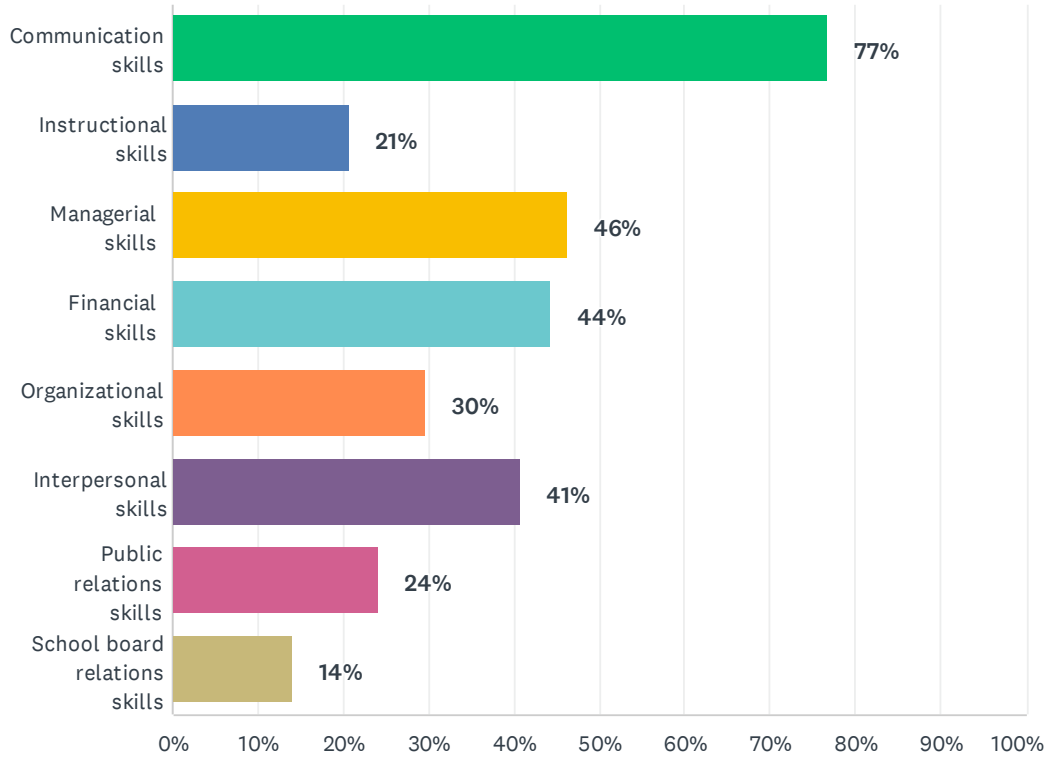


** Superintendent Search Survey
Mundelein High School District
120 and Mundelein Elementary District 75**

| ANSWER CHOICES | RESPONSES | |
|----------------------------------|------------------|-----|
| Supportive community | 36% | 141 |
| Excellent teachers and staff | 51% | 198 |
| Size of district | 12% | 47 |
| Location of district | 18% | 71 |
| Diversity | 48% | 187 |
| Available resources | 13% | 51 |
| Good school facilities | 8% | 30 |
| Supportive parents | 15% | 57 |
| Reputation of district | 2% | 7 |
| Financial management | 4% | 14 |
| Technology | 6% | 24 |
| Effective leadership | 7% | 29 |
| Curriculum | 8% | 32 |
| Educational options and programs | 24% | 95 |
| Academic achievement | 10% | 40 |
| Culture in district | 15% | 58 |
| Total Respondents: 388 | | |

Q4 Select from the list below the three most important leadership skills you would like to see in a superintendent.

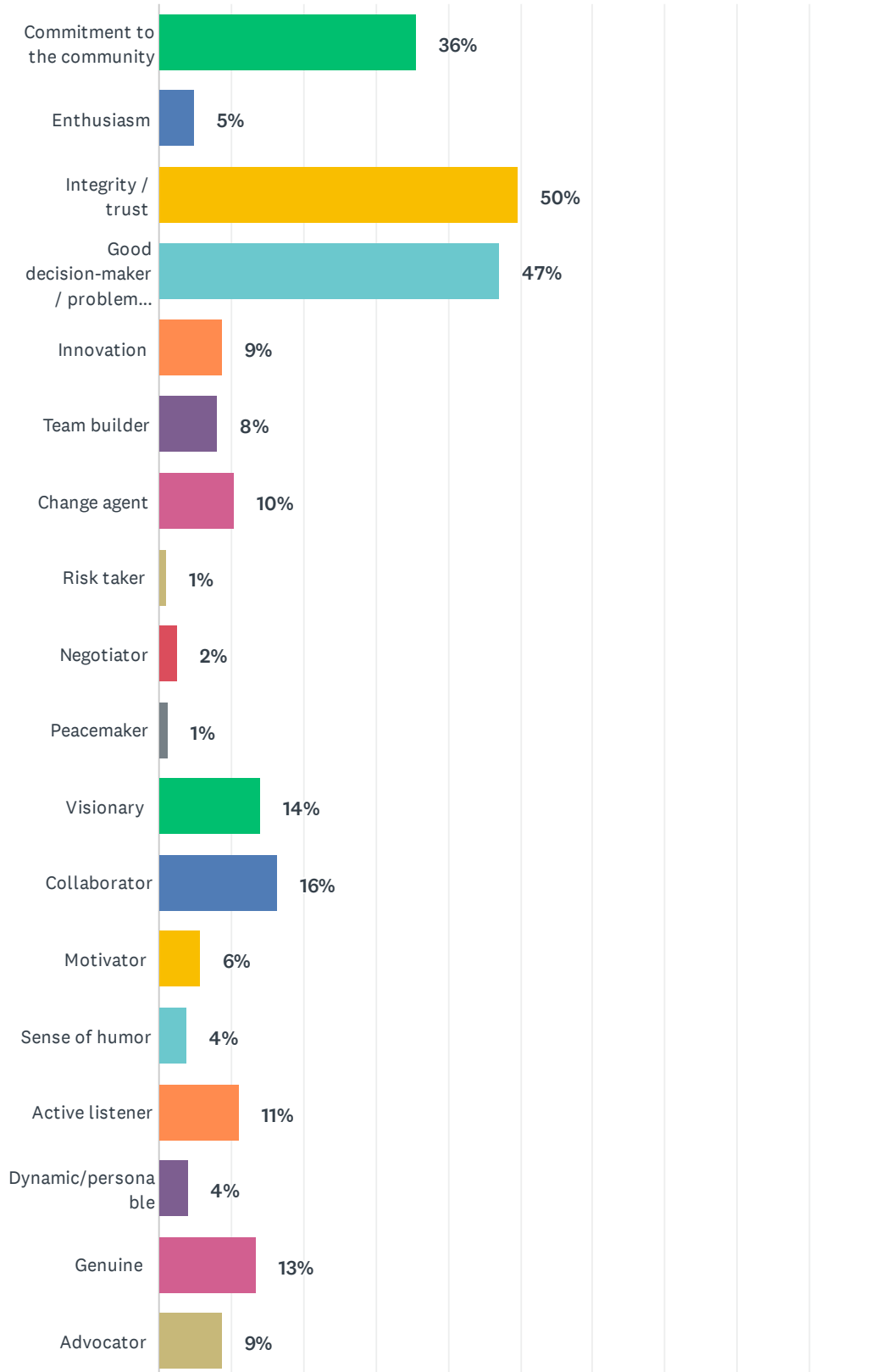
Answered: 378 Skipped: 38



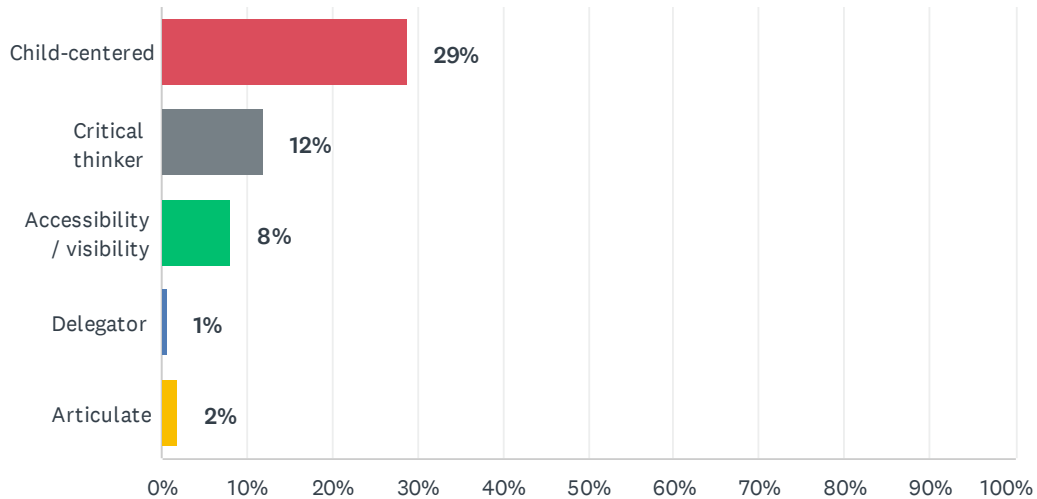
| ANSWER CHOICES | RESPONSES | |
|-------------------------------|-----------|-----|
| Communication skills | 77% | 290 |
| Instructional skills | 21% | 78 |
| Managerial skills | 46% | 175 |
| Financial skills | 44% | 168 |
| Organizational skills | 30% | 112 |
| Interpersonal skills | 41% | 154 |
| Public relations skills | 24% | 91 |
| School board relations skills | 14% | 53 |
| Total Respondents: 378 | | |

Q5 Select from the list below the three most important characteristics you would like a superintendent to exhibit.

Answered: 367 Skipped: 49



Superintendent Search Survey
**Mundelein High School District
120 and Mundelein Elementary District 75**

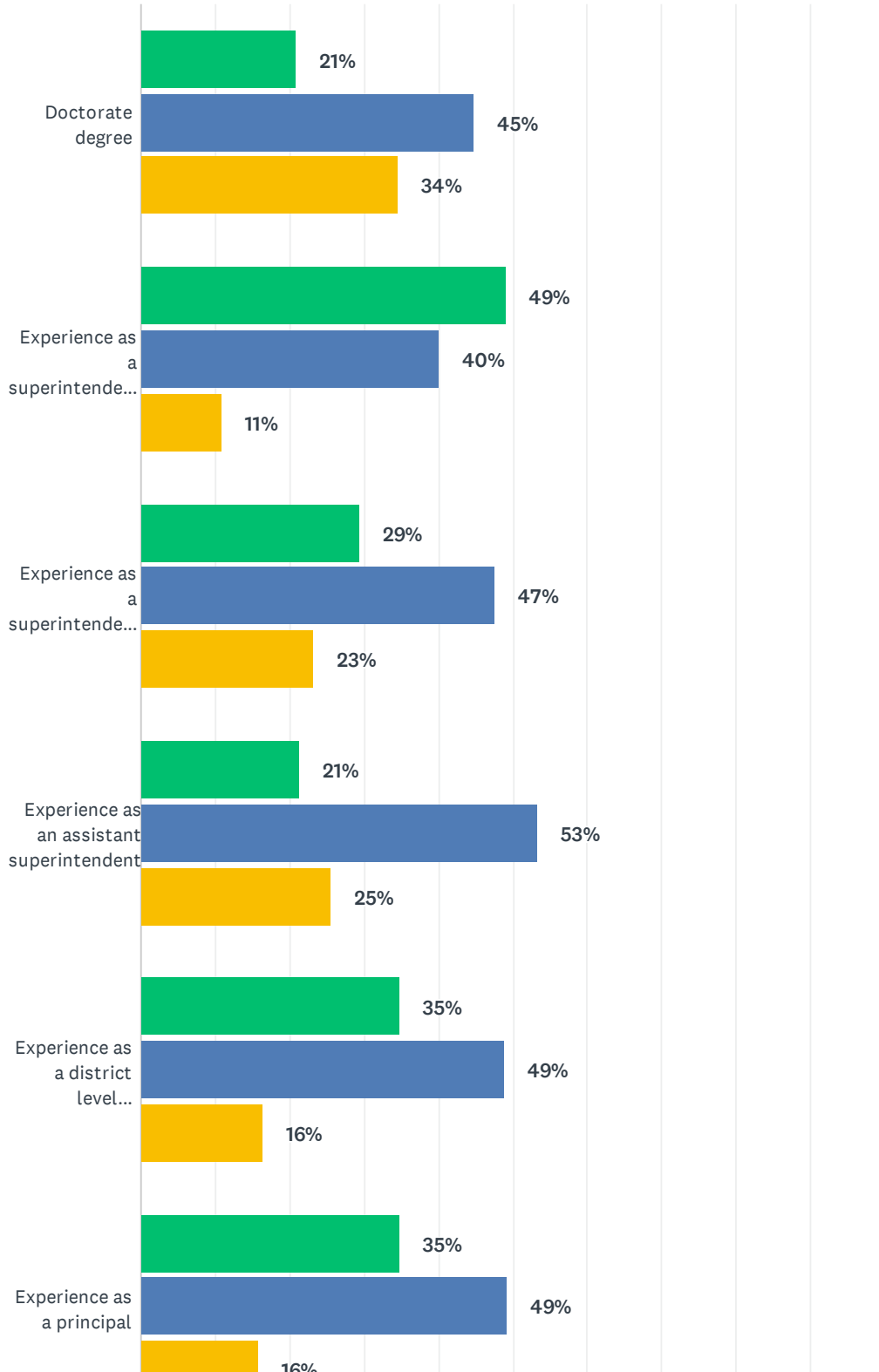


** Superintendent Search Survey
Mundelein High School District
120 and Mundelein Elementary District 75**

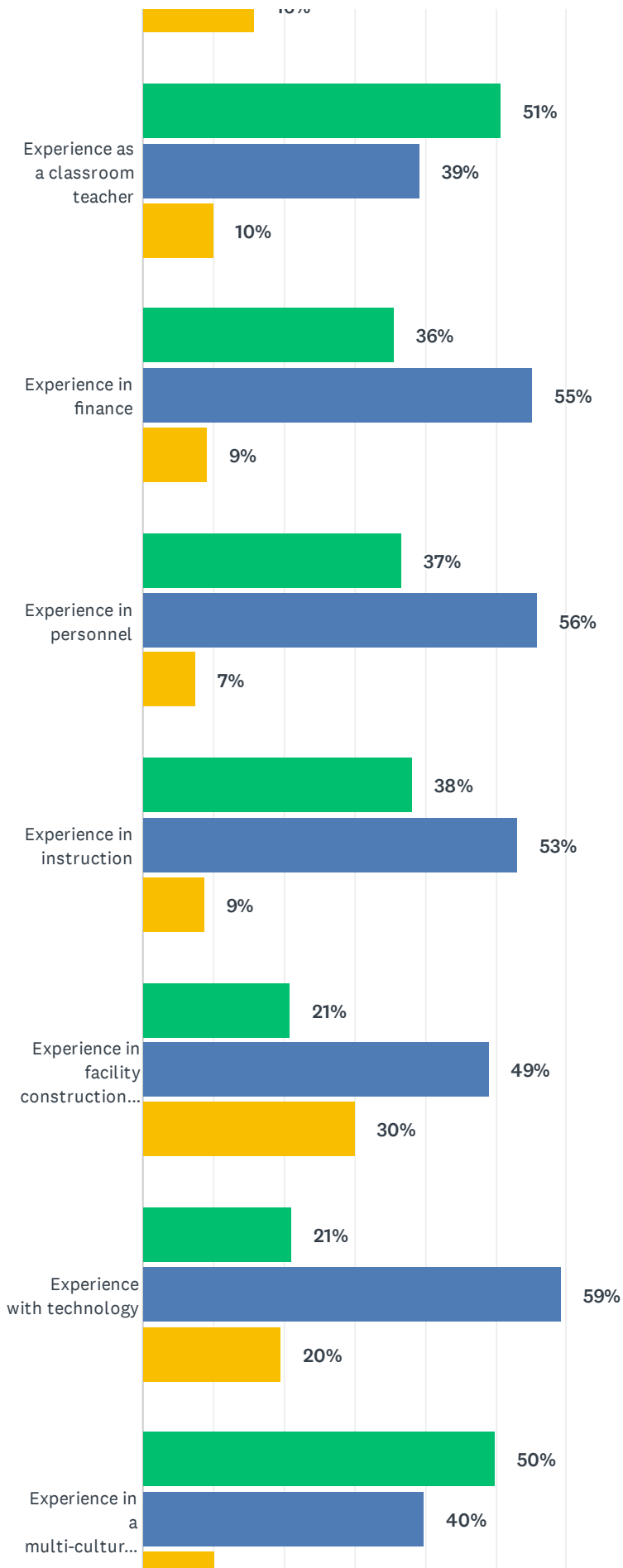
| ANSWER CHOICES | RESPONSES | |
|---|----------------------------|-----|
| Commitment to the community | 36% | 131 |
| Enthusiasm | 5% | 18 |
| Integrity / trust | 50% | 182 |
| Good decision-maker / problem solver | 47% | 173 |
| Innovation | 9% | 32 |
| Team builder | 8% | 30 |
| Change agent | 10% | 38 |
| Risk taker | 1% | 4 |
| Negotiator | 2% | 9 |
| Peacemaker | 1% | 5 |
| Visionary | 14% | 52 |
| Collaborator | 16% | 60 |
| Motivator | 6% | 21 |
| Sense of humor | 4% | 14 |
| Active listener | 11% | 41 |
| Dynamic/personable | 4% | 15 |
| Genuine | 13% | 49 |
| Advocator | 9% | 32 |
| Child-centered | 29% | 106 |
| Critical thinker | 12% | 44 |
| Accessibility / visibility | 8% | 30 |
| Delegator | 1% | 2 |
| Articulate | 2% | 7 |
| Total Respondents: 367 | | |

Q6 For each of the items below, indicate whether you believe the item is either extremely important, important, or not important in the new superintendent:

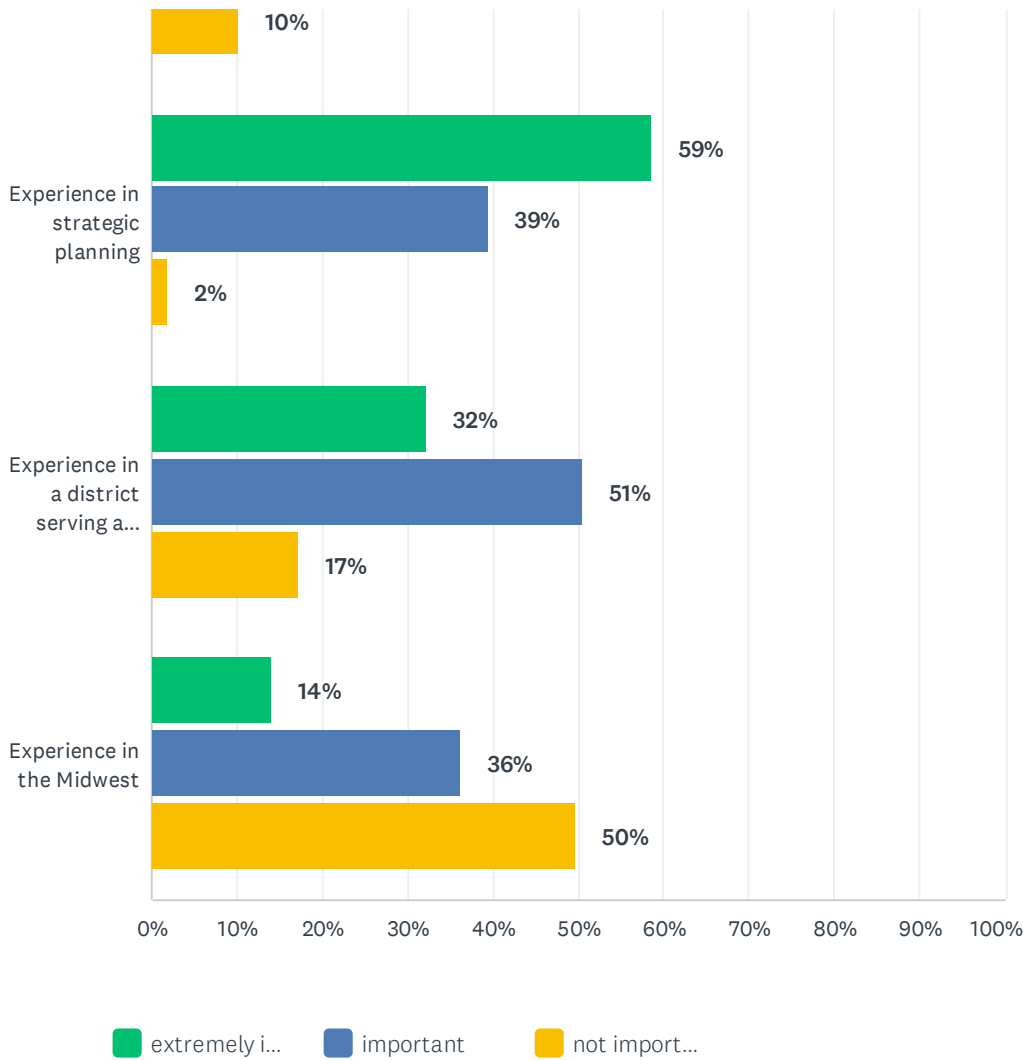
Answered: 356 Skipped: 60



Superintendent Search Survey
Mundelein High School District 120 and Mundelein Elementary District 75



Superintendent Search Survey
 Mundelein High School District 120 and Mundelein Elementary District 75

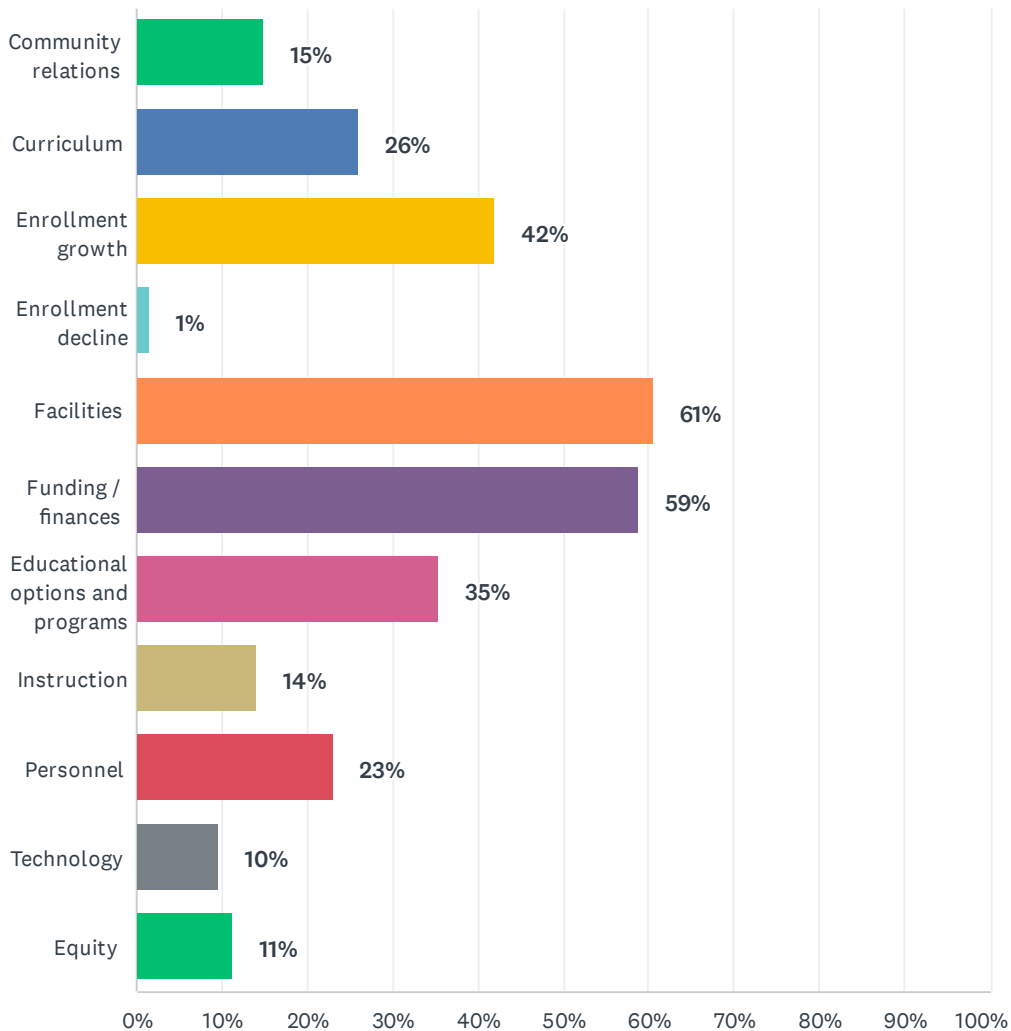


** Superintendent Search Survey
Mundelein High School District
120 and Mundelein Elementary District 75**

| | EXTREMELY IMPORTANT | IMPORTANT | NOT IMPORTANT | TOTAL |
|--|--------------------------------|------------------|--------------------------|--------------|
| Doctorate degree | 21% 73 | 45% 157 | 34% 121 | 351 |
| Experience as a superintendent with a proven record of success | 49% 172 | 40% 141 | 11% 38 | 351 |
| Experience as a superintendent in a district of similar size | 29% 104 | 47% 168 | 23% 82 | 354 |
| Experience as an assistant superintendent | 21% 75 | 53% 188 | 25% 90 | 353 |
| Experience as a district level administrator | 35% 122 | 49% 172 | 16% 58 | 352 |
| Experience as a principal | 35% 123 | 49% 174 | 16% 56 | 353 |
| Experience as a classroom teacher | 51% 178 | 39% 138 | 10% 35 | 351 |
| Experience in finance | 36% 126 | 55% 195 | 9% 32 | 353 |
| Experience in personnel | 37% 129 | 56% 197 | 7% 26 | 352 |
| Experience in instruction | 38% 134 | 53% 187 | 9% 31 | 352 |
| Experience in facility construction and management | 21% 74 | 49% 174 | 30% 107 | 355 |
| Experience with technology | 21% 74 | 59% 209 | 20% 69 | 352 |
| Experience in a multi-cultural environment | 50% 177 | 40% 141 | 10% 36 | 354 |
| Experience in strategic planning | 59% 208 | 39% 140 | 2% 7 | 355 |
| Experience in a district serving a substantial percentage of low-income families | 32% 114 | 51% 179 | 17% 61 | 354 |
| Experience in the Midwest | 14% 50 | 36% 129 | 50% 176 | 355 |

Q7 What do you consider to be the three most important issues or concerns facing the district in the next five years?

Answered: 355 Skipped: 61



** Superintendent Search Survey
Mundelein High School District
120 and Mundelein Elementary District 75**

| ANSWER CHOICES | RESPONSES | |
|----------------------------------|------------------|-----|
| Community relations | 15% | 53 |
| Curriculum | 26% | 92 |
| Enrollment growth | 42% | 149 |
| Enrollment decline | 1% | 5 |
| Facilities | 61% | 215 |
| Funding / finances | 59% | 209 |
| Educational options and programs | 35% | 126 |
| Instruction | 14% | 50 |
| Personnel | 23% | 82 |
| Technology | 10% | 34 |
| Equity | 11% | 40 |
| Total Respondents: 355 | | |